

Under the Aegis of  
Telangana Orthopaedic Surgeons Association

# Foot & Ankle Course 2020

09:00 am to 06:00 pm **March 01**

GreenPark, Hotel, Greenlands, Begumpet, Hyderabad

CME  
Credit  
Points



Dr Jayakrishna Reddy T  
Course Chairman



Dr Sukesh Rao Sankineani  
Organizing Secretary



Dr Luke D Cicchinelli  
International Faculty



Dr Pradeep Moonot  
National Faculty

## Faculty



Dr N Somashekar Reddy



Dr K Subramanyam



Dr Nithin Kumar B



Dr Raghuveer Reddy K



Dr Prabhat Reddy Lakkireddi



Dr Preshit Gaddam



Dr R A Purnachandra Tejaswi



Dr Srinivas Kasha



Dr Sunil Dacheepalli



Dr Kamalakar Rao R



Dr Brijesh Kidiyoor



Dr Vamshi Kiran B

Block  
Your  
Dates




# AGENDA

TIME	TOPIC
09:30 - 09:40 am	Welcome Address
	Introduction to Arthrex
	<b>Session 1: Foot &amp; Ankle Sports Injuries</b>
09:40 - 09:50 am	Foot & Ankle in Sports: Overview
	Basics of Ankle Arthroscopy
09:50 - 10:00 am	Indications, Set-up, Portals & Techniques
	<b>Management of Chronic Ankle Instabilities - A Different Perspective</b>
10:00 - 10:10 am	Treatment of Ankle Instabilities with Modified Brostrom Repair
10:10 - 10:20 am	Advantage of ATFL- Internal Bracing
	<b>Acute &amp; Chronic Achilles</b>
10:20 - 10:30 am	Diagnosis & Management (SpeedBridge)
10:30 - 10:40 am	Management of Large Osteochondral Lesion Talus
10:40 - 11:00 am	Q & A Session \ Case Presentation
11:00 - 11:15 am	<b>Tea-Break</b>
	<b>Session 2 : Foot &amp; Ankle Deformities</b>
	<b>Flat Foot</b>
11:15 - 11:25 am	Radio-Clinical Assessment and Treatment Flowchart
11:25 - 11:35 am	Osseous Corrections - (Calcaneal Slide, Evans and Cotton Osteotomy)
11:35 - 11:45 am	The Importance of the Spring Ligament Repair for Flatfoot Treatment: Combined FDL Transfer and Spring Ligament Augmentation
	<b>Hallux Valgus</b>
11:45 - 11:55 am	Clinical Approach, Assessment and Current Treatment Options
	<b>Lesser Toe Deformities</b>
11:55 - 12:05 pm	Basic Understanding, Key Terminologies and Current Treatment Options



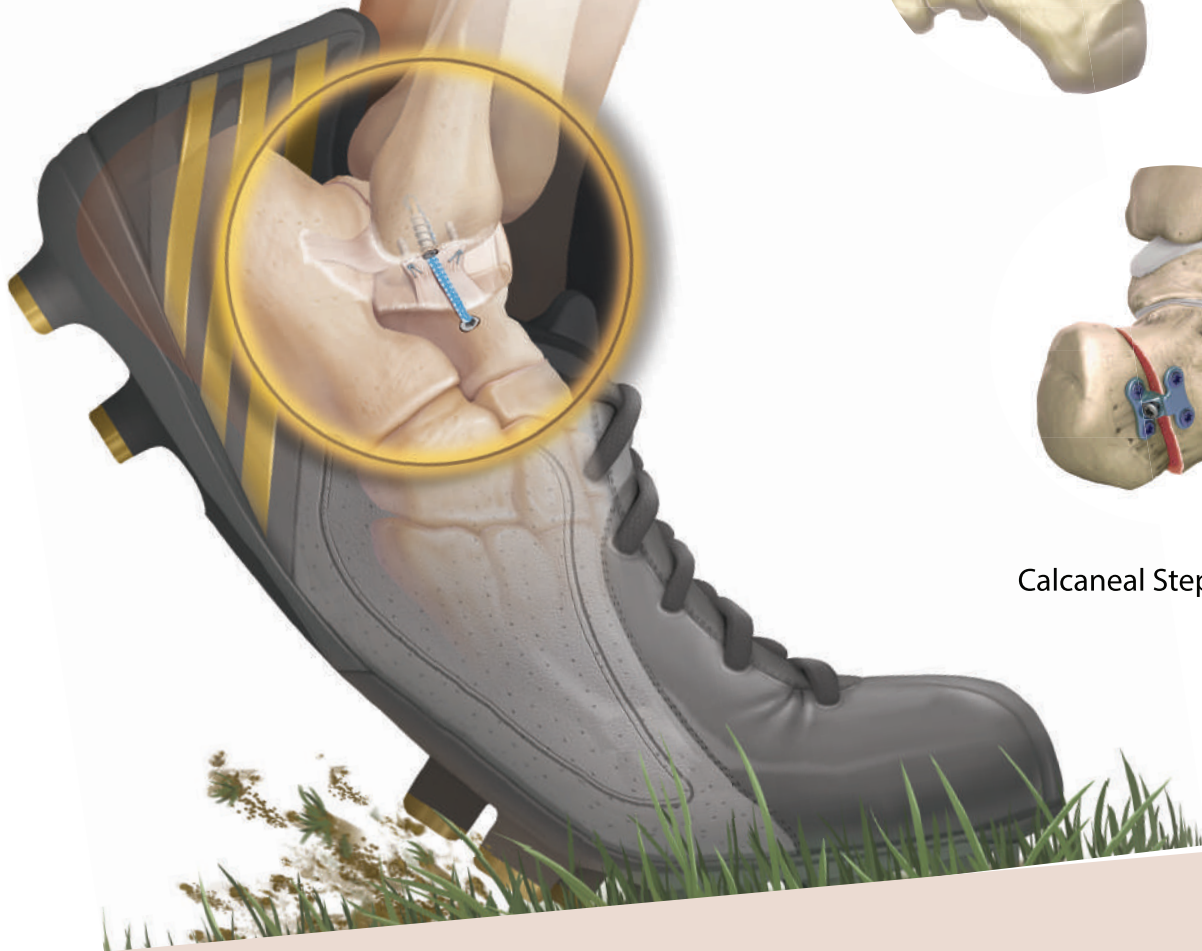
# AGENDA

TIME	TOPIC
12:05 - 12:25 pm	Q & A Session \ Case Presentation
12:25- 01:50 pm	<b>Lunch</b>
	<b>Session 3 : Trauma &amp; Arthritic Foot</b>
01:50 - 02:00 pm	<b>Ankle Fractures : Understanding the Injury</b>
	Concepts of Treatment
	<b>Lisfranc Injuries</b>
02:00 - 02:10 pm	Clinical Assessment & Treatment Options
	<b>Calcaneal Fractures - Overview</b>
02:10 - 02:20 pm	Intra-Operative Tricks
02:20 - 02:30 pm	5th MetaTarsal fractures
02:30 - 02:40 pm	Syndesmotic Injuries
02:40 - 02:50 pm	Current Treatment Options for Trauma in Foot & Ankle
	<b>Lapidus Fixation (Midfoot Fusion)</b>
02:50 - 03:00 pm	Indications, Technique & Newer Implant Options
03:00 - 03:15 pm	<b>Tea Break</b>
03:15 - 03:25 pm	Hallux Rigidus ( Comprehensive Review)
03:25 - 03:35 pm	Subtalar Arthrodesis in Instable Joints
	Indication, Surgical Approaches & Implant Options
03:35 - 03:45 pm	Ankle Arthrodesis
03:45 - 03:55 pm	Midfoot Arthrodesis
03:55 - 04:40 pm	Case Presentation
04:40 - 05:40 pm	Saw Bone Workshop
05:40 - 06:00 pm	Vote of Thanks

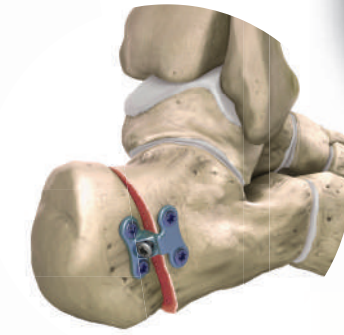


YASHODA  
HOSPITAL

ATFL Internal Bracing



Ankle Fracture with Syndesmosis TightRope®

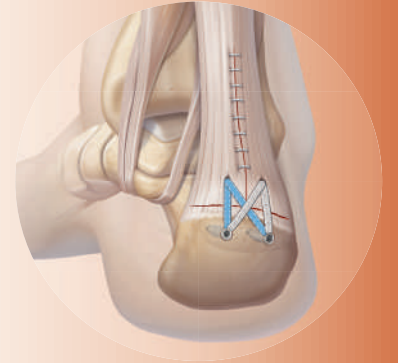


Calcaneal Step Plate



DynaNite® Continuous Compression

Achilles Insertional Speed Bridge



Plantar Lapidus Plate

**For Further Information Contact Below**

Sridhar - 93936 92727 | Kranthi - 78931 30164 | Deepak - 99433 82868 | Richard - 98364 84428